













HOLI		Material	Dimensions*	Weight**	Colors
TO-1611 / TO-1601 HOLI closed shell Side base		seat polypropylene base metal	D 51 W 48.5 H 79.5 SH 46.5	4.6	Structure and shell white  red terracotta  olive gray  black 
TO-1612 / TO-1601 HOLI open shell Side base		seat polypropylene base metal	D 51 W 48.5 H 79.5 SH 46.5	4.4	UV resistant Stackable x 6 pcs
TO-1611 / TO-1602 HOLI closed shell Armrest base		seat polypropylene base metal	D 51 W 55 H 78.5 SH 47	5.2	
TO-1612 / TO-1602 HOLI open shell Armrest base		seat polypropylene base metal	D 51 W 55 H 78.5 SH 47	5.0	
TO-1611 / TO-1606 HOLI closed shell Low stool base		seat polypropylene base metal	D 51 W 54 H 100 SH 67	6.0	
TO-1612 / TO-1606 HOLI open shell Low stool base		seat polypropylene base metal	D 51 W 54 H 100 SH 67	5.8	
TO-1611 / TO-1607 HOLI closed shell High stool base		seat polypropylene base metal	D 52.5 W 54 H 108.5 SH 77	6.2	
TO-1612 / TO-1607 HOLI open shell High stool base		seat polypropylene base metal	D 52.5 W 54 H 108.5 SH 77	6.0	

*Dimensions in cm / ** Weight in kgs