











































TA		Material	Dimensions*	Weight**	Colors
TO-1511/TO-1501-CN TA side shell Yi base		seat polypropylene base chrome metal base natural oak	D 56 W 45.5 H 81 SH 46.5	5.8	Shell white  cream  mustard  red  ocean blue  cool gray  black 
TO-1511/TO-1501-BB TA side shell Yi base		seat polypropylene base black metal base black oak	D 56 W 45.5 H 81 SH 46.5	5.8	
TO-1511/TO-1502-C TA side shell Er base		seat polypropylene base chrome metal	D 56 W 45.5 H 81 SH 46.5	4.5	UV resistant
TO-1511/TO-1502-B TA side shell Er base		seat polypropylene base black metal	D 56 W 45.5 H 81 SH 46.5	4.5	
TO-1533/TO-1501-CN TA armshell Yi base		seat polypropylene base chrome metal base natural oak	D 57 W 58 H 82 SH 46	7.1	Wooden base natural oak  black oak 
TO-1533/TO-1501-BB TA armshell Yi base		seat polypropylene base black metal base black oak	D 57 W 58 H 82 SH 46	7.1	Metal base chrome  black 
TO-1533/TO-1502-C TA armshell Er base		seat polypropylene base chrome metal	D 57 W 58 H 82 SH 46	5.8	Indoor use only UV resistant NOT stackable
TO-1533/TO-1502-B TA armshell Er base		seat polypropylene base black metal	D 57 W 58 H 82 SH 46	5.8	
TO-1533/TO-1503-CN TA armshell Er rocking base		seat polypropylene base chrome metal base natural oak	D 78.5 W 59 H 80 SH 43	7.4	
TO-1533/TO-1503-BB TA armshell Er rocking base		seat polypropylene base black metal base black oak	D 78.5 W 59 H 80 SH 43	7.4	
TO-1555/TO-1506-C TA stool San base low		seat polypropylene base chrome metal	D 51 W 45.5 H 95 SH 65	5.3	
TO-1555/TO-1506-B TA stool San base low		seat polypropylene base black metal	D 51 W 45.5 H 95 SH 65	5.3	
TO-1511/TO-1506-C TA side chair San base low		seat polypropylene base chrome metal	D 54 W 45.5 H 101 SH 65	5.5	
TO-1511/TO-1506-B TA side chair San base low		seat polypropylene base black metal	D 54 W 45.5 H 101 SH 65	5.5	
TO-1555/TO-1507-C TA stool San base high		seat polypropylene base chrome metal	D 52 W 45.5 H 105 SH 75	5.7	
TO-1555/TO-1507-B TA stool San base high		seat polypropylene base black metal	D 52 W 45.5 H 105 SH 75	5.7	
TO-1511/TO-1507-C TA side chair San base high		seat polypropylene base chrome metal	D 54 W 45.5 H 111 SH 75	5.9	
TO-1511/TO-1507-B TA side chair San base high		seat polypropylene base black metal	D 54 W 45.5 H 111 SH 75	5.9	

*Dimensions in cm / ** Weight in kgs

TA UP		Material	Dimensions*	Weight**	Colors
TO-1711/TO-1501-CN TA UP side shell Yi base		seat upholstered base chrome metal base natural oak	D 56 W 45.5 H 81 SH 46.5	6.5	Wooden base natural oak  black oak 
TO-1711/TO-1501-BB TA UP side shell Yi base		seat upholstered base black metal base black oak	D 56 W 45.5 H 81 SH 46.5	6.5	Metal base chrome  black 
TO-1711/TO-1502-C TA UP side shell Er base		seat upholstered base chrome metal	D 56 W 45.5 H 81 SH 46.5	5.2	
TO-1711/TO-1502-B TA UP side shell Er base		seat upholstered base black metal	D 56 W 45.5 H 81 SH 46.5	5.2	Upholstery and seat pad mustard  red  ocean blue  brown  light gray  dark gray  black 
TO-1733/TO-1501-CN TA UP armshell Yi base		seat upholstered base chrome metal base natural oak	D 57 W 58 H 82 SH 46	7.9	
TO-1733/TO-1501-BB TA UP armshell Yi base		seat upholstered base black metal base black oak	D 57 W 58 H 82 SH 46	7.9	
TO-1733/TO-1502-C TA UP armshell Er base		seat upholstered base chrome metal	D 57 W 58 H 82 SH 46	6.6	Indoor use only NOT stackable
TO-1733/TO-1502-B TA UP armshell Er base		seat upholstered base black metal	D 57 W 58 H 82 SH 46	6.6	
TO-1733/TO-1503-CN TA UP armshell Er rocking base		seat upholstered base chrome metal base natural oak	D 78.5 W 59 H 80 SH 43	8.2	
TO-1733/TO-1503-BB TA UP armshell Er rocking base		seat upholstered base black metal base black oak	D 78.5 W 59 H 80 SH 43	8.2	
TO-1711/TO-1506-C TA UP side chair San base low		seat upholstered base chrome metal	D 54 W 45.5 H 101 SH 65	6.2	
TO-1711/TO-1506-B TA UP side chair San base low		seat upholstered base black metal	D 54 W 45.5 H 101 SH 65	6.2	
TO-1711/1507-C TA UP side chair San base high		seat upholstered base chrome metal	D 54 W 45.5 H 111 SH 75	6.6	
TO-1711/TO-1507-B TA UP side chair San base high		seat upholstered base black metal	D 54 W 45.5 H 111 SH 75	6.6	
TO-1521 Seat pad		fabric upholstery	D 38 W 36	0,16	

*Dimensions in cm / ** Weight in kgs